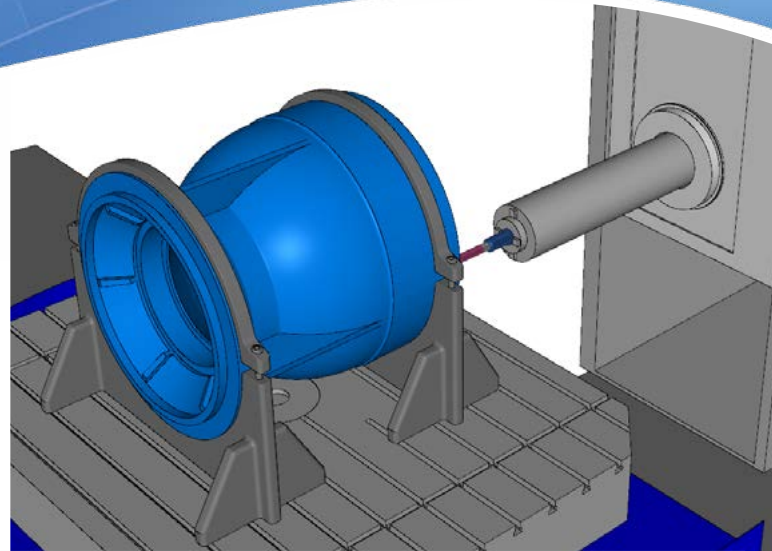


# FeatureCAM 2016 R2

Feature-based CAM software for mills, multi-tasking lathes and wire EDM

[www.featurecam.com](http://www.featurecam.com)

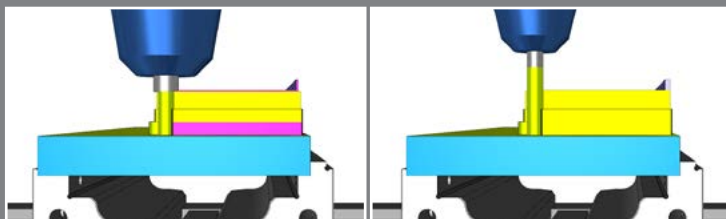
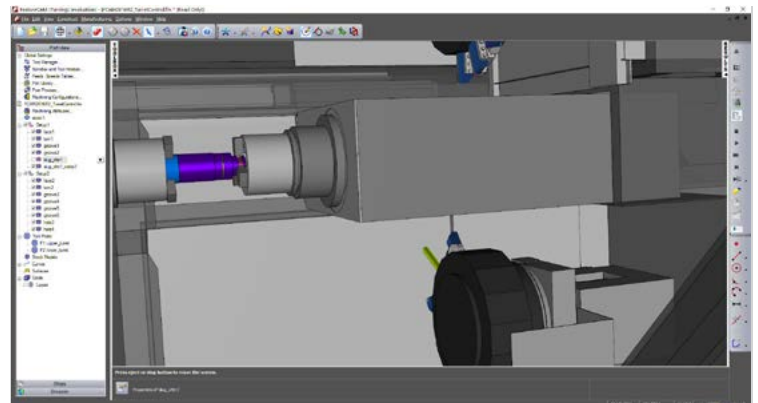


FeatureCAM 2016 R2  
- Automate your programming,  
to produce the results you want.

FeatureCAM 2016 R2 delivers a wide range of new features and improvements including more 5-axis functionality, as well as added control and simulation capabilities for multi-axis machines.

New features and enhancements include:

- Automatic Tool Selection Improvements
- W-Axis Support
- Post Processor Documentation
- Machine Design File Selection
- Relative Plunge
- Curve Sorting for 2.5D Pocket Features
- Z-Axis Indexing in 5-Axis Part Documents
- Turret Control in Simulation

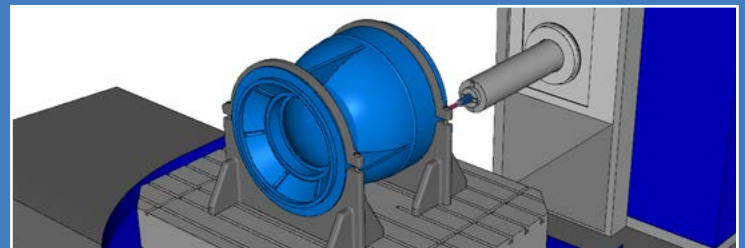


### Automatic Tool Selection Improvements

Take into account the tool shank diameter during automatic tool selection. If the shank is larger than the tool cutting diameter, FeatureCAM will choose an appropriate tool to prevent gouges of your tool shank and part.

### W-Axis Support

Control and simulate moveable live spindles (W-axis) for machine tools such as horizontal boring machines. This can be used to extend the travel limits of the Z-axis, to avoid collisions.



**DID YOU KNOW?**

You can automatically adjust feedrates for heavy cuts to achieve a target horsepower, by using feedrate optimisation.

# DID YOU KNOW?

Using part compare, you can visually check between the simulation of the programmed part and the original solid model design, to ensure everything is correct.

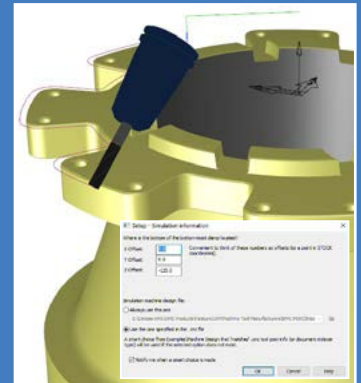
## Post Processor Documentation

Automatically generate a simple HTML guide, which describes the functionality of the currently loaded post processor. From this, you can immediately understand the capabilities of the post processor.



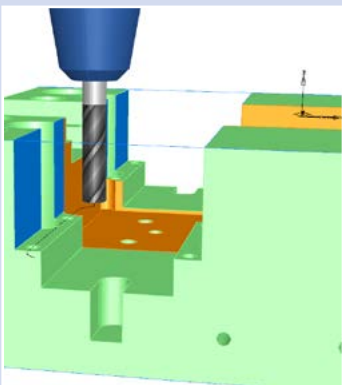
## Machine Design File Selection

Select and view machine design files at a document level. This reduces programming time for full machine simulation.



## Relative Plunge

Set a relative plunge to allow the tool to rapid to the plunge clearance location, rather than feed to it. You can now use this option for 2-axis spiral and zig-zag toolpaths, to reduce machining time.



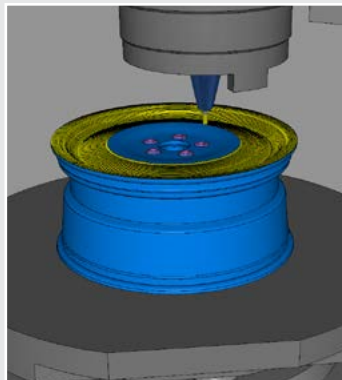
## Curve Sorting for 2.5D Pocket Features

Control the machining order of multiple curves within a single feature. This is automated using various options including ascending and descending in X,Y or Z or using the shortest path to achieve the quickest time.



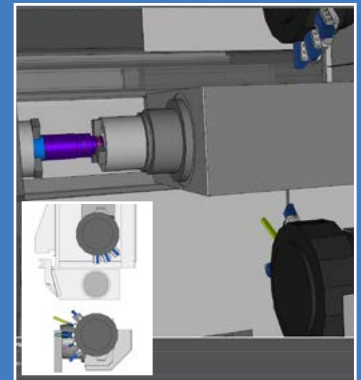
## Z-Axis Indexing in 5-Axis Part Documents

Machine features aligned to the Z-axis using the C-axis (rotating about Z), in a 5-axis document. This can decrease machining time, improve surface finish and avoid travel limits of machines.



## Turret Control in Simulation

Simulate and control the index position of a turret during a part handling feature. This lets you visualise the correct index position during machine simulation to ensure no collisions.



For more information about FeatureCAM, visit [www.featurecam.com](http://www.featurecam.com)

# Unlock the power of Delcam software



# LEARNING ZONE

Visit [www.delcam.tv/lz](http://www.delcam.tv/lz) and see how Delcam software could benefit your business!